

saltMED™

the
saltFACIAL®
PROTOCOL BOOK

The SaltFacial[®] Protocol For Acne Vulgaris

Courtesy Of The Laser Lounge Spa (2022)

Treatment Overview: 4 SaltFacial Skin Renewal Therapy Treatments

Pre-Treatment: Cleanser, Alcohol

Step 1: SEA SALT RESURFACING
OF PASSES & INTENSITY LEVEL: 2 passes; level 5

Step 2: AESTHETIC ULTRASOUND
TOPICALS: SF Mandelic Acid DermMasque, SF Gliding Gel

Step 3: LED PHOTOTHERAPY
TREATMENT MODE: Acne Light Therapy

Post-Treatment: NEOVA HA Serum, Ultimate Redness Relief, SilkSHIELD SPF

Treatment Notes: 1 full treatment performed 1x per week + LED 2x per week for 4 weeks



BEFORE



AFTER

The SaltFacial[®] Protocol For Acne Vulgaris

Courtesy Of EMME Medical Spa (2022)

Treatment Overview: 3 SaltFacial Skin Renewal Therapy Treatments

Pre-Treatment: Cleanser, Alcohol

Step 1: SEA SALT RESURFACING
OF PASSES & INTENSITY LEVEL: 2 passes; level 5

Step 2: AESTHETIC ULTRASOUND
TOPICALS: SF Glycolic Acid DermMasque, SF Gliding Gel

Step 3: LED PHOTOTHERAPY
TREATMENT MODE: Acne Light Therapy

Post-Treatment: Neocutis Hyalis+, ZO Daily Power Defense

Treatment Notes: 1 treatment per month. At home protocol includes Neocutis Skincare and ZO Skincare.



BEFORE



AFTER

The SaltFacial[®] Protocol For Acne Vulgaris On Body

Courtesy Of Goodhue Aesthetics (2022)

Treatment Overview: 1 SaltFacial Skin Renewal Therapy Treatment

Pre-Treatment: Cleanser, Alcohol

Step 1: SEA SALT RESURFACING
OF PASSES & INTENSITY LEVEL: 5 passes; level 10

Step 2: AESTHETIC ULTRASOUND
TOPICALS: SF Glycolic Acid DermMasque, SF Mandelic Acid DermMasque, SF Gliding Gel

Step 3: LED PHOTOTHERAPY
TREATMENT MODE: Acne Light Therapy

Post-Treatment: SPF

Treatment Notes: 1 full treatment performed.



BEFORE



AFTER

The SaltFacial[®] Protocol For Anti-Aging

Courtesy Of Face It Aesthetics (2022)

Treatment Overview: 1 SaltFacial Skin Renewal Therapy Treatment

Pre-Treatment: Cleanser, Alcohol

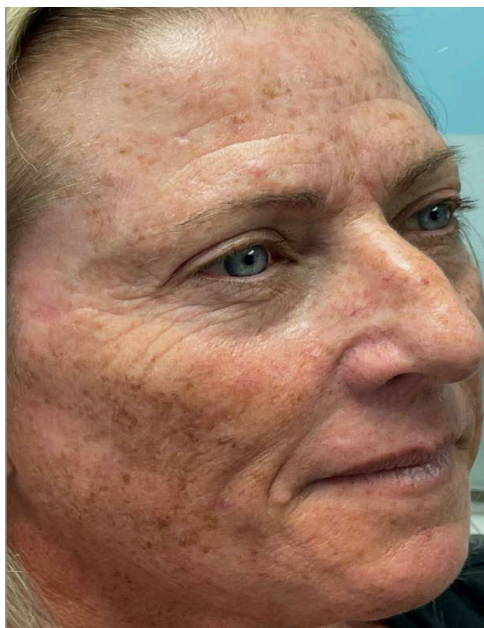
Step 1: SEA SALT RESURFACING
OF PASSES & INTENSITY LEVEL: 1 pass; levels 6-8

Step 2: AESTHETIC ULTRASOUND
TOPICALS: SF Mandelic Acid DermMasque, NEOCUTIS Perle, NEOCUTIS Bio Gel

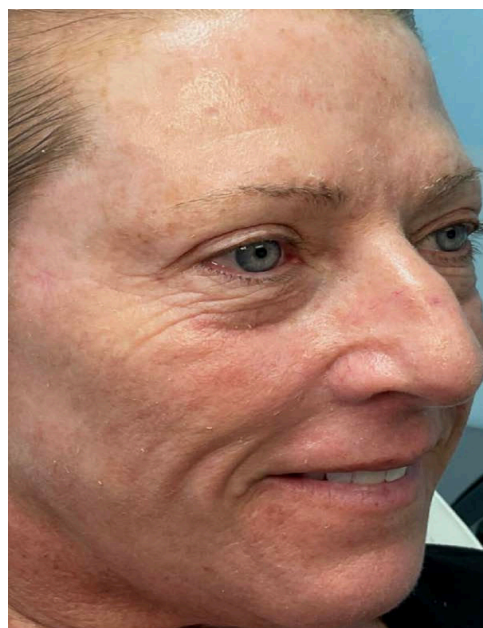
Step 3: LED PHOTOTHERAPY
TREATMENT MODE: Acne Light Therapy

Post-Treatment: NEOCUTIS Aftercare, NEOCUTIS MicroDay

Treatment Notes: 1 full treatment performed to decrease sun spots and rejuvenate skin. Belotero filler was also used during the treatment.



BEFORE



AFTER

The SaltFacial[®] Protocol For Anti-Aging

Courtesy Of Face It Aesthetics (2022)

Treatment Overview: 1 SaltFacial Skin Renewal Therapy Treatment

Pre-Treatment: Cleanser, Alcohol

Step 1: SEA SALT RESURFACING
OF PASSES & INTENSITY LEVEL: 2 passes; level 8

Step 2: AESTHETIC ULTRASOUND
TOPICALS: NEOCUTIS Perle, NEOCUTIS Hyalis+

Step 3: LED PHOTOTHERAPY
TREATMENT MODE: Skin Rejuvenation

Post-Treatment: NEOCUTIS MicroDay

Treatment Notes: 1 full treatment performed.



BEFORE



AFTER

The SaltFacial[®] Protocol For Anti-Aging

Courtesy Of Ducharme Dermatology (2023)

Treatment Overview: 2 SaltFacial Skin Renewal Therapy Treatments

Pre-Treatment: Cleanser, Alcohol

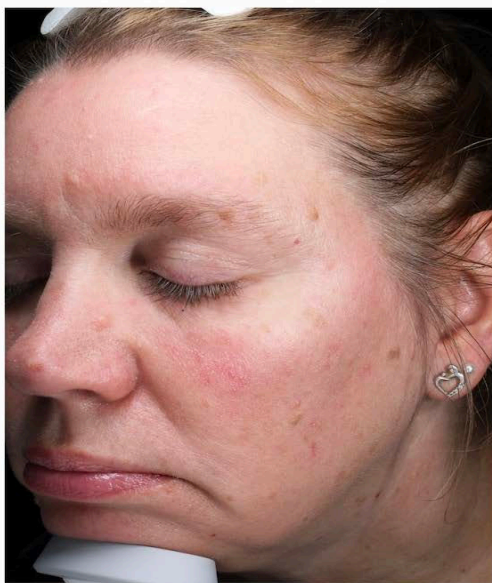
Step 1: SEA SALT RESURFACING
OF PASSES & INTENSITY LEVEL: 2 passes; level 5

Step 2: AESTHETIC ULTRASOUND
TOPICALS: (Treatment 1) - SaltFacial Mandelic Acid DermMasque, Gliding Gel
(Treatment 2) - SaltFacial Glycolic Acid DermMasque, Gliding Gel

Step 3: LED PHOTOTHERAPY
TREATMENT MODE: Skin Rejuvenation

Post-Treatment: (Treatment 1) - Revision Vitamin K Serum, Revision Revox Line Relaxer, Revision Intellishade
(Treatment 2) - Revision Vitamin K Serum, NEOVA DNA Total Repair, NEOVA Ultimate Redness Relief

Treatment Notes: Electrocautery and cryotherapy used immediately prior to both SaltFacial treatments to address SGH, cherry angiomas, broken blood vessels, and SK's.



BEFORE



AFTER

The SaltFacial[®] Protocol For Anti-Aging & Pigment

Courtesy of Bijou Med Spa (2022)

Treatment Overview: 2 SaltFacial Skin Renewal Therapy Treatments

Pre-Treatment: Cleanser, Alcohol

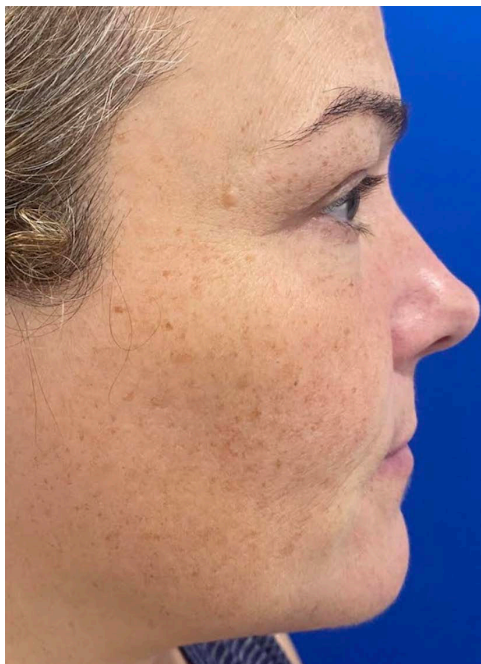
Step 1: SEA SALT RESURFACING
OF PASSES & INTENSITY LEVEL: 2 passes; levels 4-7

Step 2: AESTHETIC ULTRASOUND
TOPICALS: (Treatment 1) - SF Mandelic Acid DermMasque, SF Gliding Gel
(Treatment 2) - SF Glycolic Acid DermMasque, SF Gliding Gel

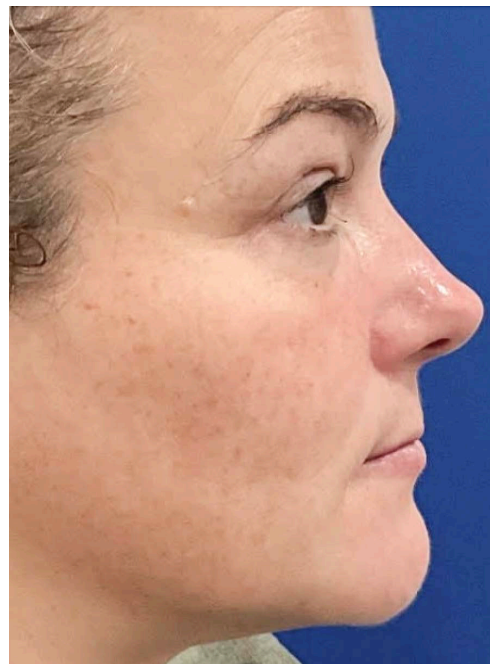
Step 3: LED PHOTOTHERAPY
TREATMENT MODE: (Treatment 1) - Skin Rejuvenation
(Treatment 2) - Collagen Restoration

Post-Treatment: SPF

Treatment Notes: 2 treatments performed 4 months apart. Protocol included RF microneedling and medical grade skin care regimen between SF treatments.



BEFORE



AFTER

The SaltFacial[®] Protocol For Pigment

Courtesy Of Revenge MD (2022)

Treatment Overview: 1 SaltFacial Skin Renewal Therapy Treatment

Pre-Treatment: Cleanser, Alcohol

Step 1: SEA SALT RESURFACING
OF PASSES & INTENSITY LEVEL: 2 passes; levels 8 & 9

Step 2: AESTHETIC ULTRASOUND
TOPICALS: SF Glycolic Acid DermMasque, SF Gliding Gel

Step 3: LED PHOTOTHERAPY
TREATMENT MODE: Skin Rejuvenation

Post-Treatment: SPF

Treatment Notes: Advanced treatment technique used for resurfacing portion of treatment.



BEFORE



AFTER

The SaltFacial[®] Protocol For Pigment

Courtesy Of Revenge MD (2022)

Treatment Overview: 1 SaltFacial Skin Renewal Therapy Treatment

Pre-Treatment: Cleanser, Alcohol

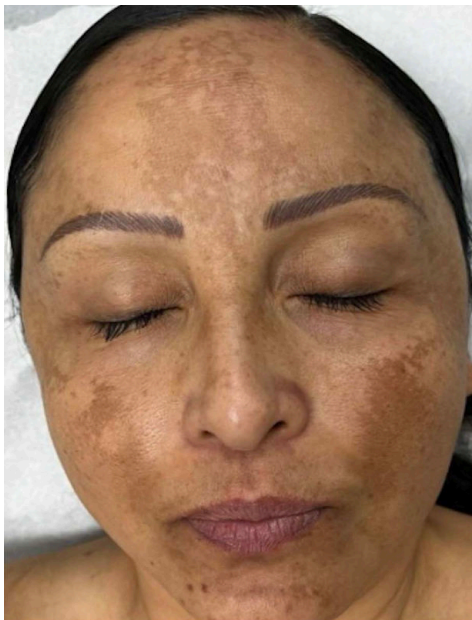
Step 1: SEA SALT RESURFACING
OF PASSES & INTENSITY LEVEL: 3 passes; level 10

Step 2: AESTHETIC ULTRASOUND
TOPICALS: SF Glycolic Acid DermMasque, SF Gliding Gel

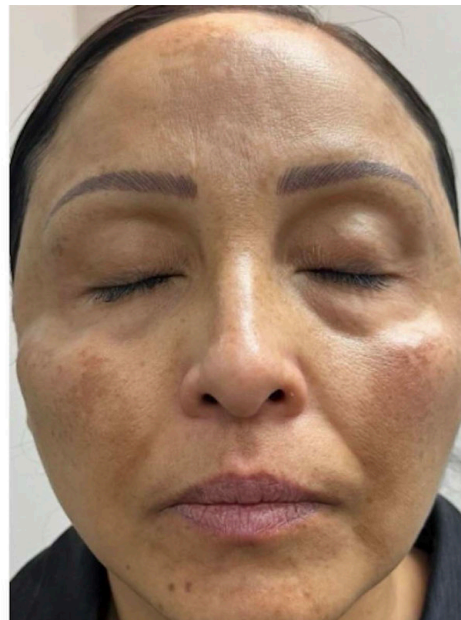
Step 3: LED PHOTOTHERAPY
TREATMENT MODE: Skin Rejuvenation

Post-Treatment: SPF

Treatment Notes: Advanced treatment technique used for resurfacing portion of treatment.



BEFORE



AFTER

The SaltFacial[®] Protocol For Pigment

Courtesy Of Ducharme Dermatology (2022)

Treatment Overview: 4 SaltFacial Skin Renewal Therapy Treatments

Pre-Treatment: Cleanser, Alcohol

Step 1: SEA SALT RESURFACING
OF PASSES & INTENSITY LEVEL: 2 passes; level 5

Step 2: AESTHETIC ULTRASOUND
TOPICALS: (Treatments 1 & 3) - SF Mandelic Acid DermMasque, SF Gliding Gel
(Treatments 2 & 4) - SF Glycolic Acid DermMasque, SF Gliding Gel

Step 3: LED PHOTOTHERAPY
TREATMENT MODE: Collagen Restoration

Post-Treatment: Revision DEJ Eye Cream, Revision Vitamin K Serum, Revision Intellishade

Treatment Notes: 1 treatment performed every 3 weeks. Extractions performed before each treatment.



BEFORE



AFTER

The SaltFacial[®] Protocol For Scar Revision

Courtesy of YMD MEDSPA (2022)

Treatment Overview: 1 SaltFacial Skin Renewal Therapy Treatment

Pre-Treatment: Cleanser, Alcohol

Step 1: SEA SALT RESURFACING
OF PASSES & INTENSITY LEVEL: 1 pass; level 8

Step 2: AESTHETIC ULTRASOUND
TOPICALS: SF Gliding Gel

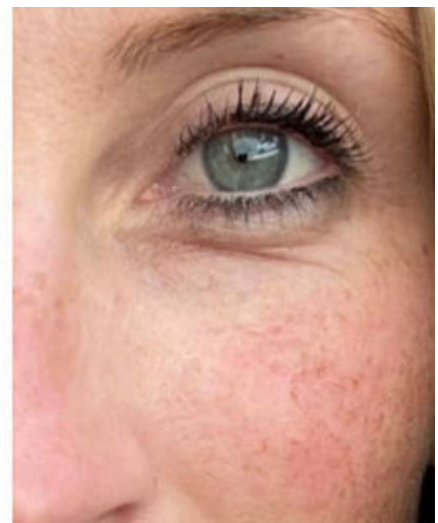
Step 3: LED PHOTOTHERAPY
TREATMENT MODE: Skin Rejuvenation

Post-Treatment: Cosmedix Post Treatment Kit

Treatment Notes: 1 SaltFacial Skin Renewal Therapy treatment performed. First photo taken at time of accident, second photo taken pre-treatment, third photo taken 7 days after SaltFacial treatment.



BEFORE



AFTER

The SaltFacial[®] Protocol For Stretch Marks & Linea Nigra

Courtesy of Radiant Wellness By S & S (2023)

Treatment Overview: 1 SaltFacial Skin Renewal Therapy Treatment

Pre-Treatment: Cleanser, Alcohol

Step 1: SEA SALT RESURFACING
OF PASSES & INTENSITY LEVEL: 5 passes; levels 7, 8, 9
(1 pass at levels 7-8; multiple passes to targeted areas at level 9)

Step 2: AESTHETIC ULTRASOUND
TOPICALS: SF Mandelic Acid DermMasque, SF Gliding Gel

Step 3: LED PHOTOTHERAPY
TREATMENT MODE: Skin Rejuvenation

Post-Treatment: Epionce Enriched Firming Mask + Oil

Treatment Notes: 1 full treatment performed.



BEFORE



AFTER

The SaltFacial[®] Protocol For Dermatitis

Courtesy Of Smooth Aesthetics (2022)

Treatment Overview: 1 SaltFacial Skin Renewal Therapy Treatment + PRP

Pre-Treatment: Cleanser, Alcohol

Step 1: SEA SALT RESURFACING
OF PASSES & INTENSITY LEVEL: 2 passes; levels 6 & 7

Step 2: AESTHETIC ULTRASOUND
TOPICALS USED: PRP, SF Gliding Gel

Step 3: LED PHOTOTHERAPY
TREATMENT MODE: Acne Light Therapy

Post-Treatment: PRP (applied immediately post-LED)

Treatment Notes: 1 full treatment performed to disinfect and heal. Moderate/high intensity level used with salt to cleanse and resurface. PRP used with the ultrasound and immediately following the LED.



BEFORE



AFTER