



the salt FACIAL®

A **Class II, FDA-cleared *medical/***
aesthetic facial device to address:
Prevention
Correction
Maintenance
of skin
...From Head to Toe!¹



The Science Your Skin Needs. No Downtime Required!

Visible results in ONE SESSION!

Average treatment time = 45 Minutes.



Courtesy of Del Campo Dermatology

The SaltFacial is not a treatment, it's a lifestyle.

The Skin is the largest organ in the body and changes throughout life.

How old would you be if you didn't know your age? The SaltFacial is with you every step of the way.



Beauty is more than skin deep.



Only **30%** of skincare is what
you put on the outside.

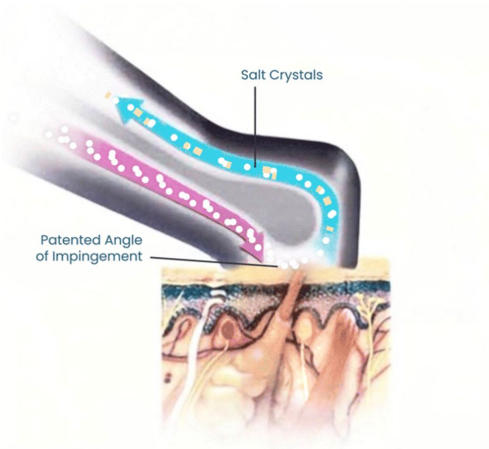
The SaltFacial not only **maximizes** the penetration of skincare products, but also treats multiple layers of the skin for a healthy glow.

Glowing Skin...Without the Filter!



Improve dermal health
and address the
hallmarks of beautiful
skin: **TEXTURE, TONE,
and COLOR.**

The SaltFacial 3 Step Treatment

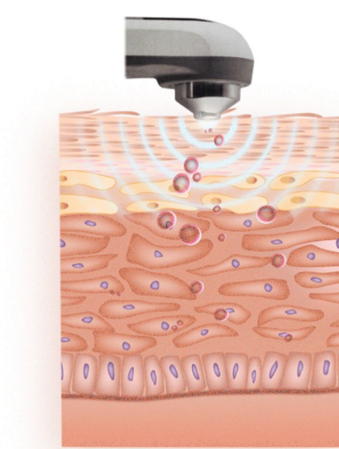


STEP 1:

Sea Salt Skin Resurfacing

RESTORE

Reveal your Glow. Fine crystals of pure, natural sea salt are projected through a unique handpiece that's swept across the skin. Sea salt is both a natural healing element and will hold moisture in at a cellular level, making it an ideal treatment for all skin types. This painless first step removes the dead skin layer that dulls the complexion and challenges even the best skin care products to absorb effectively.

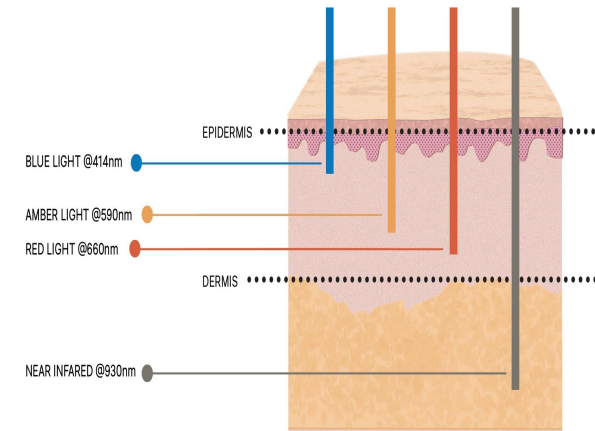


STEP 2:

Aesthetic Ultrasound

REPLENISH

Nourish and Replenish. Circulation and oxygenation are key to healthy, beautiful skin. This relaxing second step increases microcirculation, which helps topically applied products absorb down deep where they can be most effective.



STEP 3:

LED Phototherapy

REJUVENATE

Rest and Rejuvenate. The SaltFacial® Phototherapy uses powerful LED light energy to super-charge cell turnover, helping skin heal and become more beautiful, naturally. This third and final step is completely pain-free and so relaxing that many patients fall asleep during this part of the treatment.

Topicals/Products To Know

SEA SALT

- Salt is a humectant that draws and locks in moisture at a cellular level
- Naturally antibacterial & antimicrobial
- Anti-inflammatory
- Non-toxic, natural exfoliation

THE SALTFACIAL GLIDING GEL

- Contains plant stem cells
- Elegant alternative to ultrasound gel
- Safe for use on all skin types
- Stimulates cell turnover
- Detoxifies
- Limits excess sebum (oil)
- Thickens and strengthens the top layer of skin

DERMMASQUES

- Two formulations: mandelic acid & glycolic acid
- Self-neutralizing
- Oil-soluble vitamin C
- Promotes collagen synthesis
- Helps protect against cell damage
- Formulated to enhance and improve outcomes of The SaltFacial

* Products not studied in combination

1

Sea Salt Skin Resurfacing

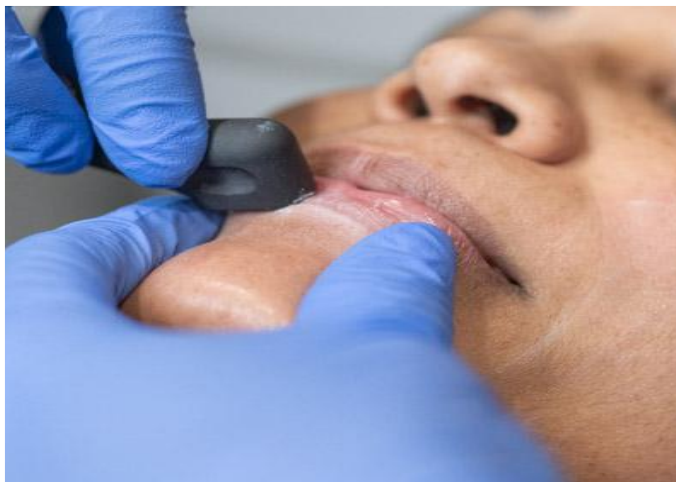
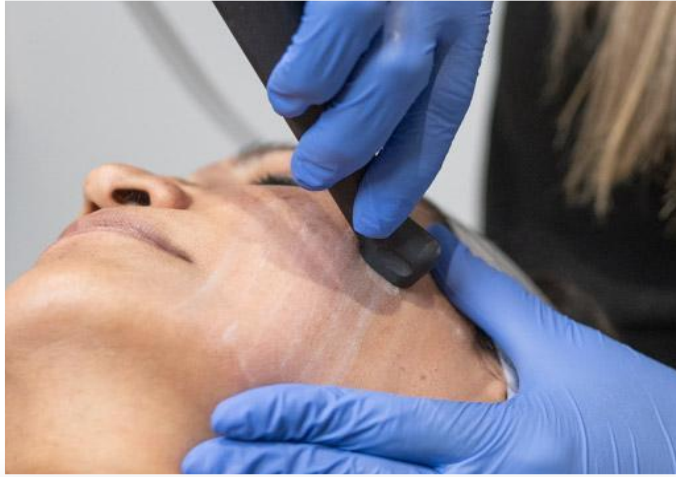
Benefits

Antibacterial & antimicrobial - naturally cleans and sanitizes

Exfoliates

Increases permeability of skin for greater absorption of topical products

Natural humectant - hydrates and draws moisture in at a cellular level



Courtesy of Del Campo Dermatology

2

Cavitation Ultrasound

Benefits

Increases tissue permeability - for greater delivery and absorption of topicals

Highly efficient delivery system

Non-thermal - safe for use with wide variety of products and skin types



Courtesy of Del Campo Dermatology



Courtesy of Del Campo Dermatology

3

LED PHOTOTHERAPY

Benefits

- Promotes accelerated healing
- Increases collagen production
- Improves microcirculation
- Stimulates regenerative process
- Kills acne-causing bacteria

The SaltFacial Addresses Conditions Like:

- Uneven skin tone
- Fine lines & wrinkles
- Age spots
- Collagen reformation
- Acne
- Acne scars
- Skin lightening
- Pigment variation

A Glow...From Head to Toe!



The SaltFacial Results – Anti-Aging

BEFORE



AFTER



1 SALTFACIAL TREATMENT COURTESY OF
DR. ROBERTA DEL CAMPO

The SaltFacial Results – Texture, Tone, and Color

BEFORE



AFTER



4 SALTFACIAL TREATMENTS. COURTESY OF THE DERM BAR MD.

BEFORE



AFTER



4 SALTFACIAL TREATMENTS COURTESY OF
GREGORY CHERNOFF, MD

The SaltFacial Results: Acne



FDA-Cleared for Treatment of Acne

The SaltFacial Results: Acne



FDA-Cleared for Treatment of Acne

The SaltFacial Results: Pigmentation/Acne

BEFORE



AFTER



2 SALTFACIAL TREATMENTS COURTESY OF
GREGORY CHERNOFF, MD

BEFORE



AFTER



2 SALTFACIAL TREATMENTS COURTESY OF
GREGORY CHERNOFF, MD

The SaltFacial Results – Body

Stretch Marks- Medium to
Severe Class II to III
24 year old patient

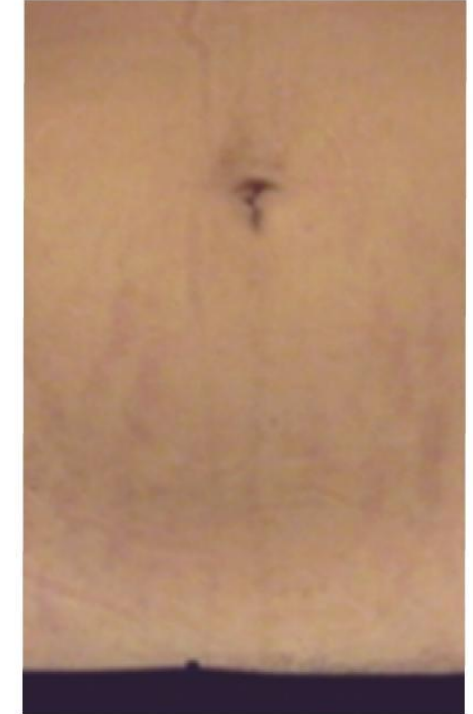
Protocol:

The SaltFacial
Product- DermMasque
4 Treatments
14 Day Interval

BEFORE



AFTER



4 SALTFACIAL TREATMENTS COURTESY
OF DR. DAVID MCDANIEL


The SaltFacial Results – Body

Stretch Marks- Mild Class I / 24
yr. old patient

Protocol:

The SaltFacial
Product- DermMasque
3 Treatments
7 Day Interval

BEFORE



AFTER



3 SALTFACIAL TREATMENTS COURTESY
OF DR. DAVID MCDANIEL

PATIENT TESTIMONIALS



"I noticed the results immediately and continuously over the next few weeks after my treatment. The SaltFacial helped diminish my hyperpigmentation but didn't prevent me from going outdoors" **-Tina Assi, Patient**

"I needed something to make my skin glow and it's definitely The SaltFacial. It's amazing because it's all natural, it exfoliates, and makes your skin feel so hydrated, making your skin look so pretty! I just love it. It's the natural way to go and it really works!"

Kneeta Harmon, Patient



PATIENT TESTIMONIALS



BEFORE



AFTER




"The SaltFacial is amazing. It creates the best foundation for whatever skincare regimen that we do. It helps me deal with my pigment issues and really keeps my melasma at bay."

Donna Wilson, Patient

1 SALTFACIAL TREATMENT
COURTESY OF MEDBEAUTYLA

IN THE NEWS



The SaltFacial: The Science Your Skin Needs

The World's First, True Medical Facial Device.


For a Lifetime of Beautiful Skin...From Head to Toe.



Full Body




All Skin Types



No Downtime



High Patient
Safety Rating



All Year
Around

